

Scaled data based on original data using  
LM-79-08 Approved Method: Electrical and Photometric Measurements of Solid-  
State Lighting Products

Test Report Prepared for  
Cooper Lighting Solutions  
(formerly Eaton)

Brand: STREETWORKS

Report Number: P458400

Luminaire Tested: **GLAN-SA9D-750-U-AFL-HSS**

Issue Date: 1/4/2021

**Test Information**

Test Method: LM-79-08  
Report Number: P458400  
TEST IS SCALED FROM IESNA LM-79-08 TEST DATA (G3-2011-042-25)  
Test Lab: INNOVATION CENTER  
Issue Date: 1/4/2021  
Manufacturer: COOPER LIGHTING SOLUTIONS (FORMERLY EATON)  
Product Line: STREETWORKS  
Catalog Number: GLAN-SA9D-750-U-AFL-HSS  
Description: GALLEON AREA AND ROADWAY LUMINAIRE  
(9) 70 CRI, 5000K, 1200mA LIGHTSQUARES WITH 16 LEDS EACH AND AUTOMOTIVE  
FRONTLINE OPTICS WITH HOUSE SIDE SHIELD  
Light Source: -  
Ballast/Driver: ELECTRONIC DRIVER

**Summary**

Lumens per Lamp: N/A  
Luminaire Lumens: 57459 lumens  
Efficiency: N/A  
Efficacy: 104.1 lumens/watt  
Luminous Opening: Rectangular (W 1.5' x L: 1.5' x H: 0')  
IES Classification: Type II - Short  
BUG Rating: B3 - U0 - G4

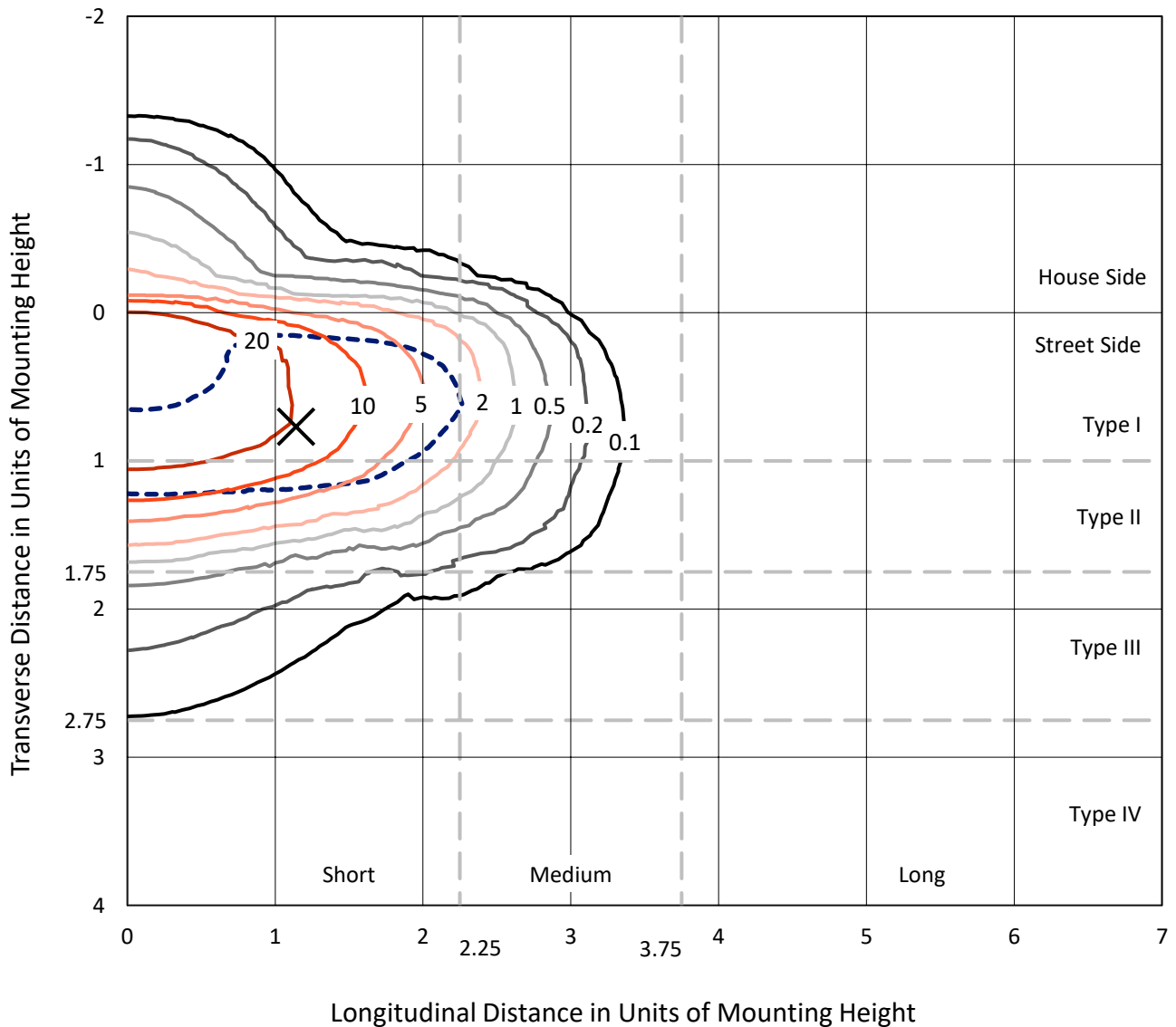
Input Watts (W): 552  
Input Voltage (V): NR  
Input Current (Ain): NR  
Voltage Rise (V): NR  
Power Factor: NR  
Total Harmonic Distortion (THDi): NR  
Frequency (hertz): 60  
Stabilization Time: NR  
Operation Time: NR  
Ambient Temperature (°C): NR  
Test Distance: 24 FT



REPORT NUMBER: P458400  
 CATALOG NUMBER: GLAN-SA9D-750-U-AFL-HSS

### Iso-Footcandle Lines of Horizontal Illumination

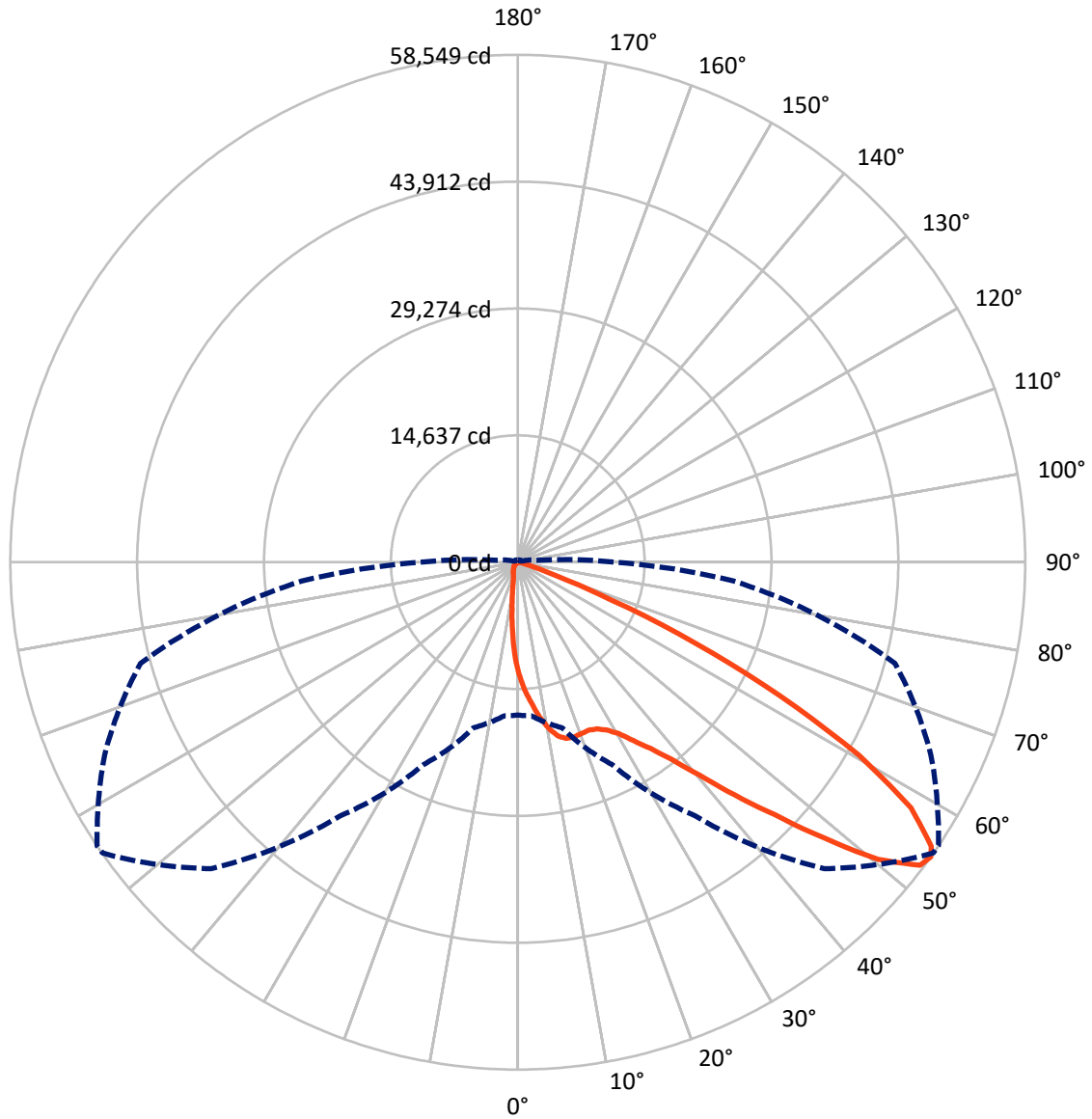
× Max cd  
 - - - 1/2 Max cd



Based on 25 foot mounting height. Maximum calculated value = 30.6 fc  
 Type II - Short - N/A

REPORT NUMBER: P458400  
CATALOG NUMBER: GLAN-SA9D-750-U-AFL-HSS

### Luminous Intensity Polar Plot



— Vertical Plane Through 56-Deg Lateral    - - - Horizontal Cone Through 54-Deg Vertical

REPORT NUMBER: P458400

CATALOG NUMBER: GLAN-SA9D-750-U-AFL-HSS

**FLUX DISTRIBUTION:**

		Downward	Upward	Total
<b>House Side</b>	Lumens	2717.1	0.0	2717.1
	% Fixture	4.7	0.0	4.7
<b>Street Side</b>	Lumens	54741.9	0.0	54741.9
	% Fixture	95.3	0.0	95.3
<b>Total</b>	Lumens	57459.0	0.0	57459.0
	% Fixture	100.0	0.0	100.0

**ZONAL LUMENS:**

Zone	Lumens	% Fixture
0°-10°	1128.0	2.0
10°-20°	3049.5	5.3
20°-30°	5281.5	9.2
30°-40°	9116.7	15.9
40°-50°	15517.0	27.0
50°-60°	15356.0	26.7
60°-70°	7008.8	12.2
70°-80°	900.1	1.6
80°-90°	101.4	0.2
90°-100°	0.0	0.0
100°-110°	0.0	0.0
110°-120°	0.0	0.0
120°-130°	0.0	0.0
130°-140°	0.0	0.0
140°-150°	0.0	0.0
150°-160°	0.0	0.0
160°-170°	0.0	0.0
170°-180°	0.0	0.0
0°-90°	57459.0	100.0
0°-180°	57459.0	100.0

**Coefficient of Utilization**



REPORT NUMBER: P458400

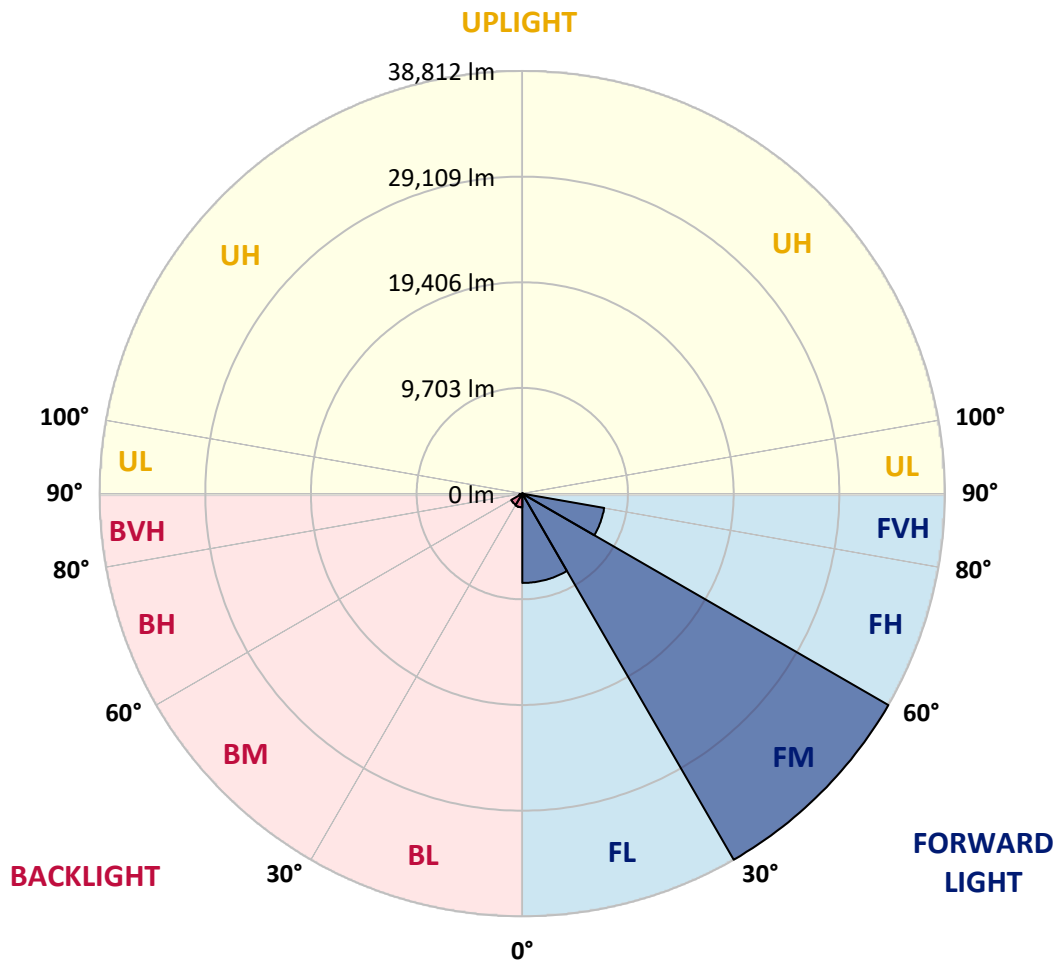
CATALOG NUMBER: GLAN-SA9D-750-U-AFL-HSS

**LUMINAIRE CLASSIFICATION SYSTEM LUMEN TABLE AND BUG RATING:**

Zone		Lumens	% Fixture	Zone Rating/Lumen Limit		
				B	U	G
FL	(0°-30°)	8202.5	14.3			
FM	(30°-60°)	38812.1	67.5			
FH	(60°-80°)	7636.8	13.3			G4/12000
FVH	(80°-90°)	90.6	0.2			G1/100
BL	(0°-30°)	1256.6	2.2	B3/2500		
BM	(30°-60°)	1177.6	2.0	B2/2500		
BH	(60°-80°)	272.1	0.5	B1/500		G1/500
BVH	(80°-90°)	10.9	0.0			G1/100
UL	(90°-100°)	0.0	0.0		U0/0	
UH	(100°-180°)	0.0	0.0		U0/0	

**BUG Rating: B3-U0-G4**

Type II Short





REPORT NUMBER: P458400

CATALOG NUMBER: GLAN-SA9D-750-U-AFL-HSS

**CANDELA DISTRIBUTION (FULL):**

	0°	5°	15°	25°	35°	45°	55°	56°	65°	75°	85°
0°	12765.7	12765.7	12765.7	12765.7	12765.7	12765.7	12765.7	12765.7	12765.7	12765.7	12765.7
2.5°	16223.7	16111.3	15956.2	15836.0	15553.0	15146.0	14715.7	14715.7	14300.9	13723.3	13134.0
5°	18712.5	18638.8	18487.6	18177.5	17859.6	17289.8	16425.3	16274.1	15533.7	14487.0	13386.0
7.5°	19724.3	19759.2	19766.9	19685.5	19534.3	18972.2	18115.5	18010.8	16828.4	15425.1	13715.5
10°	18755.1	18925.7	19092.4	19429.7	19906.5	20042.2	19557.6	19449.0	18286.1	16374.9	14072.2
12.5°	17313.0	17406.1	17499.1	18030.2	18987.7	20084.8	20592.7	20588.8	19604.1	17320.8	14525.7
15°	16642.4	16723.8	16731.5	16968.0	17797.6	19394.8	21034.6	21092.7	20891.2	18487.6	15014.2
17.5°	16781.9	16847.8	16793.6	16851.7	17285.9	18635.0	20984.2	21178.0	21934.0	19608.0	15456.1
20°	17692.9	17820.9	17611.5	17448.7	17580.5	18433.4	20813.6	21085.0	22670.5	20701.2	15859.3
22.5°	19328.9	19398.6	19135.0	18689.2	18456.6	18855.9	20767.1	21034.6	23298.5	21596.7	16091.9
25°	21147.0	21123.7	20833.0	20332.9	19844.5	19708.8	21073.4	21313.7	23818.0	22403.0	16161.7
27.5°	22965.1	23034.9	22546.5	21926.2	21340.8	20988.1	21759.5	21937.8	24403.4	23321.8	16247.0
30°	25077.9	24965.5	24484.8	23775.4	23104.7	22612.4	22864.4	22914.8	25209.7	24539.1	16471.8
32.5°	27826.4	27516.3	26977.5	25736.9	25256.2	24422.8	24484.8	24546.8	26190.5	25744.7	16743.2
35°	31555.8	31540.3	30485.8	28815.0	27644.2	26609.2	26337.8	26388.2	27675.3	27535.7	17344.0
37.5°	36044.9	36106.9	34905.2	33222.7	31067.3	29423.6	28865.4	28873.1	29931.4	30009.0	18258.9
40°	39700.6	39863.4	39146.2	38010.3	35882.1	33311.9	32373.7	32288.4	33102.5	33005.6	19565.3
42.5°	41274.5	41425.7	41693.1	42088.6	40917.8	38797.3	36583.7	36700.0	36948.1	36269.7	21030.7
45°	40503.0	40743.4	41793.9	44236.2	45337.2	44623.9	41983.9	41576.8	40526.3	39816.9	22503.8
47.5°	37289.3	37874.7	39630.8	43697.4	47550.7	49962.0	48077.9	47539.1	44108.3	42406.4	23442.0
50°	32005.4	32040.3	34486.5	39685.0	46403.2	53330.8	54299.9	53896.8	47446.1	43860.2	23914.9
52.5°	23201.6	23965.3	26206.0	32226.4	41433.4	52819.1	58265.7	58099.0	50888.5	44604.5	24597.2
54°	17638.7	17786.0	19778.6	25752.4	35723.1	50008.5	58510.0	58548.7	52598.1	45054.2	25000.4
55°	14459.8	14107.1	16200.4	21937.8	31827.1	47523.6	57711.4	57897.4	53365.7	45286.8	25298.9
57.5°	6853.9	6857.8	8458.8	11571.7	19933.6	36901.6	52830.7	53489.7	53451.0	45686.1	26217.6
60°	3469.6	3492.8	3845.6	5342.0	9846.6	24531.3	43681.9	45251.9	49337.9	45744.2	26520.0
62.5°	2426.8	2399.6	2341.5	2570.2	4144.1	12467.2	32521.0	33885.6	41918.0	43530.7	25558.6
65°	2077.9	2019.7	1856.9	1822.0	2093.4	4966.0	20255.4	22480.6	32005.4	37692.5	22821.7
67.5°	1775.5	1752.2	1604.9	1515.8	1480.9	2163.2	10451.4	11622.1	21875.8	27093.8	17285.9
70°	1508.0	1496.4	1407.2	1294.8	1197.9	1294.8	3876.6	4803.1	12192.0	14587.8	8156.4
72.5°	1225.0	1236.6	1252.2	1108.7	1007.9	918.8	1655.3	1926.7	5101.6	5214.1	2853.2
75°	1073.8	1062.2	1062.2	965.3	841.2	682.3	911.0	980.8	1562.3	1449.9	662.9
77.5°	755.9	728.8	852.9	794.7	701.7	484.6	519.5	550.5	647.4	554.4	310.1
80°	523.3	523.3	546.6	713.3	631.9	352.8	317.9	341.1	383.8	329.5	178.3
82.5°	294.6	302.4	356.6	379.9	368.3	236.5	209.3	213.2	255.9	224.8	112.4
85°	34.9	58.1	205.5	201.6	151.2	104.7	116.3	120.2	158.9	139.6	65.9
87.5°	3.9	7.8	42.6	54.3	38.8	42.6	42.6	42.6	54.3	62.0	46.5
90°	0.0	0.0	0.0	0.0	0.0	0.0	0.0	0.0	0.0	0.0	0.0



REPORT NUMBER: P458400

CATALOG NUMBER: GLAN-SA9D-750-U-AFL-HSS

**CANDELA DISTRIBUTION (continued):**

	90°	95°	105°	115°	125°	135°	145°	155°	165°	175°	180°
0°	12765.7	12765.7	12765.7	12765.7	12765.7	12765.7	12765.7	12765.7	12765.7	12765.7	12765.7
2.5°	12816.1	12521.5	11819.8	11005.7	10486.3	9641.2	8927.9	8412.3	8284.4	8036.3	8109.9
5°	12800.6	12188.1	10757.6	9245.8	7633.1	6431.3	5535.8	4830.3	4520.1	4314.7	4171.3
7.5°	12808.4	11850.9	9555.9	7148.5	5221.8	4043.3	3213.7	2783.4	2496.5	2376.4	2391.9
10°	12831.6	11470.9	8160.3	5295.5	3523.9	2612.8	2105.0	1899.5	1802.6	1787.1	1783.2
12.5°	12885.9	11056.1	6826.7	3930.9	2465.5	1899.5	1705.7	1635.9	1604.9	1604.9	1593.3
15°	12944.1	10598.7	5718.0	2923.0	1899.5	1632.1	1542.9	1508.0	1488.6	1488.6	1484.7
17.5°	12944.1	10071.5	4683.0	2267.8	1635.9	1500.3	1430.5	1384.0	1368.4	1368.4	1364.6
20°	12862.7	9459.0	3764.2	1825.9	1484.7	1376.2	1306.4	1256.0	1236.6	1228.9	1225.0
22.5°	12579.7	8641.0	2996.6	1570.0	1360.7	1267.7	1178.5	1120.3	1104.8	1097.1	1101.0
25°	12075.7	7718.4	2372.5	1380.1	1248.3	1135.9	1058.3	1015.7	1000.2	1000.2	1004.0
27.5°	11556.2	6753.1	1880.2	1236.6	1112.6	1011.8	949.8	922.6	918.8	930.4	934.3
30°	11075.5	5783.9	1523.5	1120.3	992.4	907.1	864.5	856.7	856.7	860.6	864.5
32.5°	10540.6	4934.9	1275.4	1019.6	895.5	821.8	798.6	798.6	806.3	806.3	814.1
35°	10203.3	4206.1	1120.3	922.6	821.8	759.8	744.3	748.2	759.8	775.3	783.1
37.5°	10021.1	3624.6	1019.6	845.1	752.1	709.4	693.9	701.7	728.8	755.9	759.8
40°	10036.6	3186.6	938.1	779.2	697.8	651.3	639.6	662.9	690.0	717.2	721.1
42.5°	10207.2	2861.0	860.6	701.7	651.3	585.4	581.5	604.8	616.4	643.5	647.4
45°	10408.7	2624.5	779.2	620.3	566.0	507.8	511.7	531.1	546.6	589.2	597.0
47.5°	10470.8	2461.7	686.2	527.2	465.2	445.8	449.7	461.3	492.3	531.1	535.0
50°	10540.6	2360.9	597.0	445.8	395.4	391.5	395.4	403.2	422.6	438.1	434.2
52.5°	10839.1	2357.0	523.3	387.7	337.3	345.0	348.9	345.0	329.5	306.3	298.5
54°	11118.2	2368.6	488.5	360.5	310.1	321.8	317.9	298.5	259.7	236.5	224.8
55°	11343.0	2380.2	469.1	341.1	294.6	298.5	302.4	263.6	213.2	190.0	182.2
57.5°	11785.0	2353.1	422.6	298.5	259.7	244.2	240.4	174.4	116.3	100.8	93.0
60°	11564.0	2124.4	383.8	255.9	221.0	197.7	162.8	96.9	58.1	42.6	42.6
62.5°	10695.6	1802.6	341.1	209.3	182.2	151.2	85.3	54.3	27.1	15.5	11.6
65°	9567.5	1515.8	306.3	166.7	143.4	96.9	46.5	34.9	11.6	0.0	0.0
67.5°	7113.6	1124.2	259.7	131.8	108.5	62.0	31.0	19.4	3.9	0.0	0.0
70°	3295.1	686.2	221.0	100.8	77.5	46.5	23.3	11.6	0.0	0.0	0.0
72.5°	945.9	430.3	182.2	73.7	54.3	38.8	19.4	7.8	3.9	0.0	0.0
75°	329.5	345.0	135.7	54.3	42.6	27.1	15.5	7.8	3.9	0.0	0.0
77.5°	197.7	279.1	85.3	46.5	34.9	23.3	15.5	7.8	3.9	3.9	0.0
80°	112.4	186.1	54.3	38.8	31.0	19.4	11.6	7.8	3.9	3.9	0.0
82.5°	62.0	89.2	42.6	34.9	27.1	19.4	11.6	7.8	3.9	3.9	3.9
85°	50.4	46.5	34.9	31.0	23.3	15.5	11.6	3.9	0.0	0.0	0.0
87.5°	38.8	31.0	31.0	31.0	23.3	15.5	11.6	3.9	0.0	0.0	0.0
90°	0.0	0.0	0.0	0.0	0.0	0.0	0.0	0.0	0.0	0.0	0.0

(END OF REPORT)